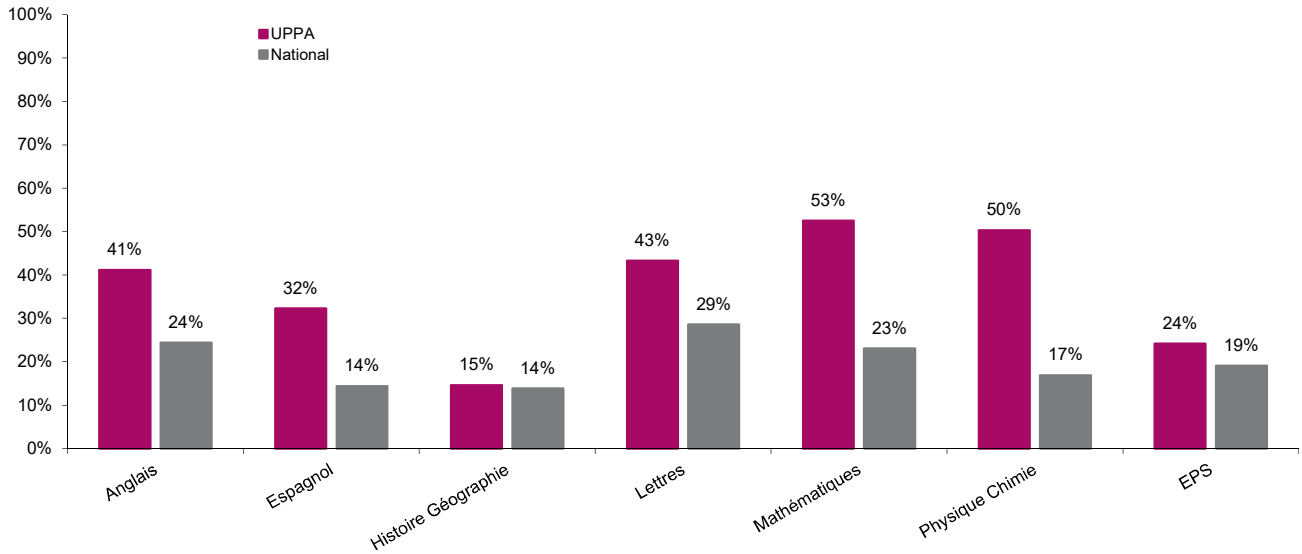
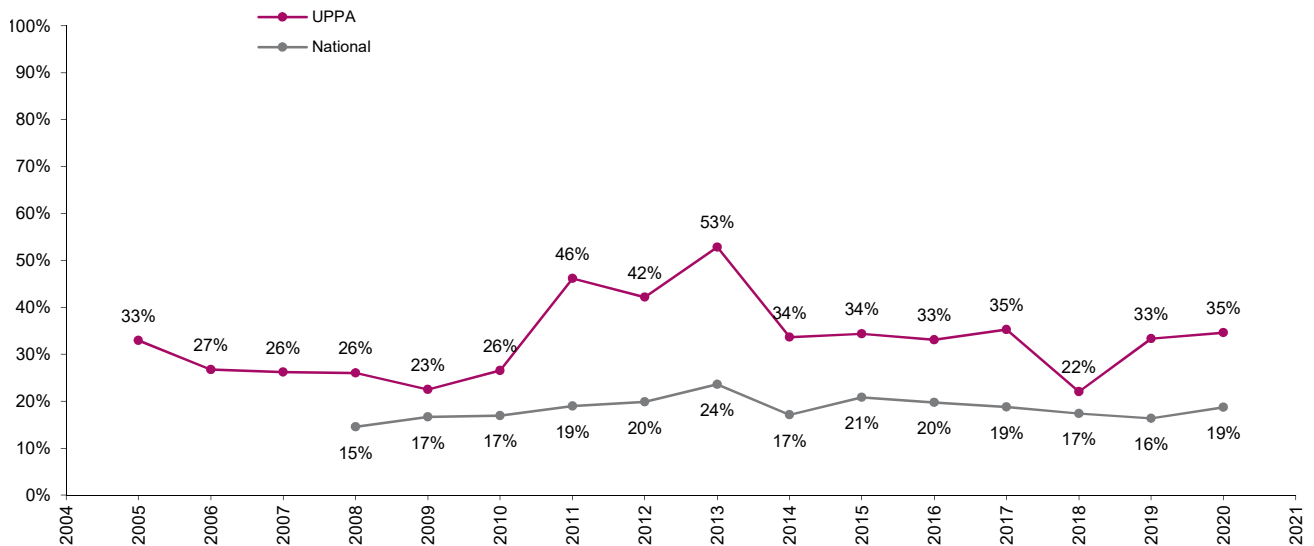


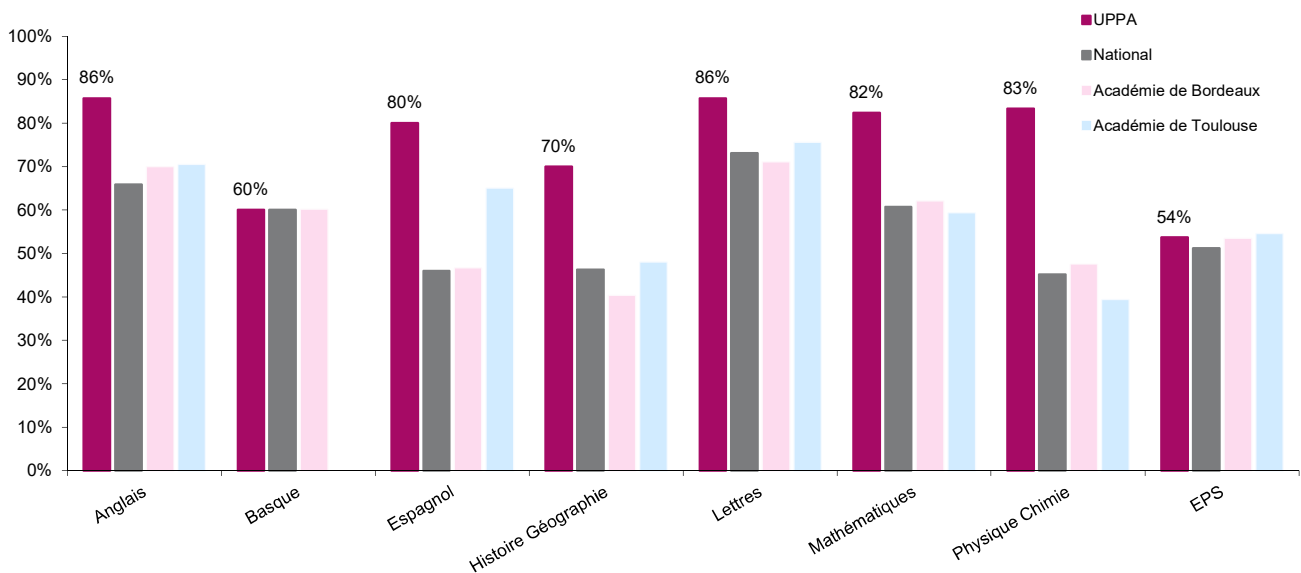
Sessions 2007 à 2020 - Part d'admis parmi les inscrits



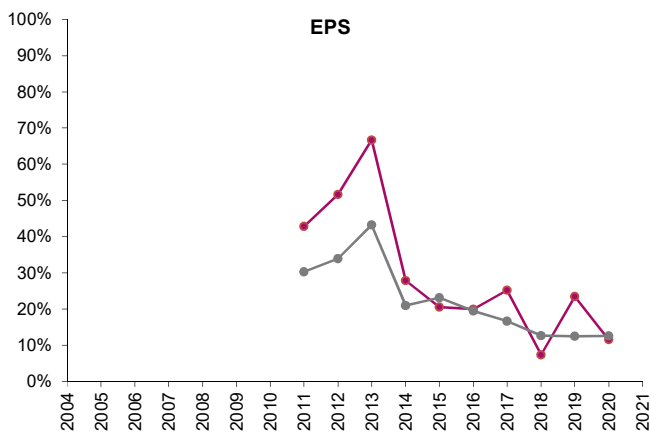
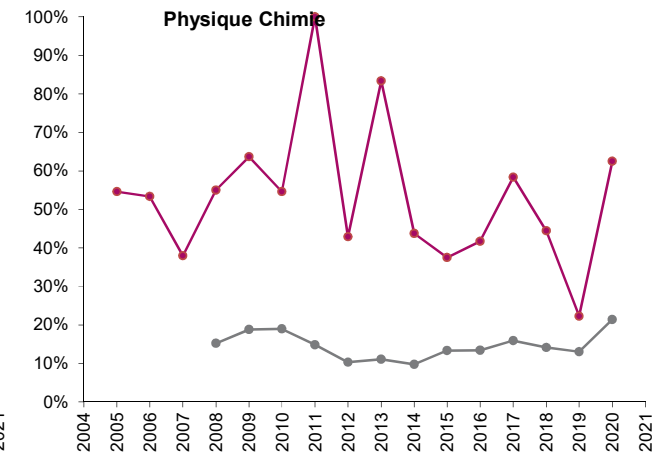
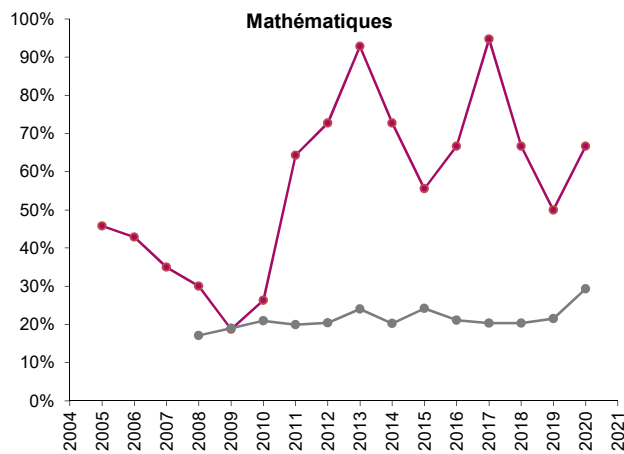
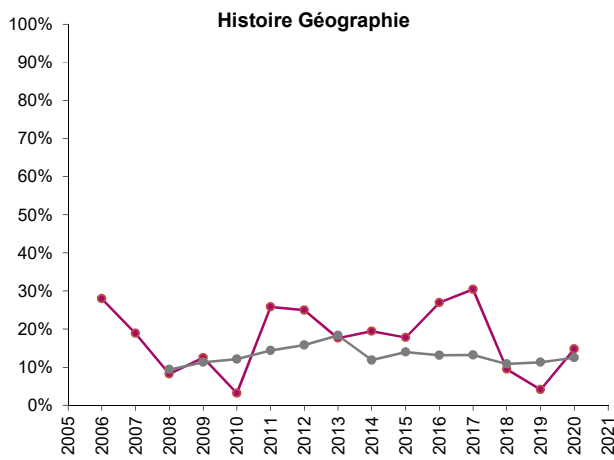
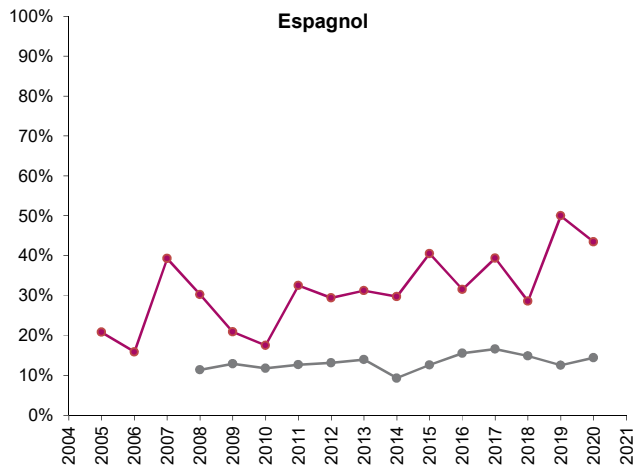
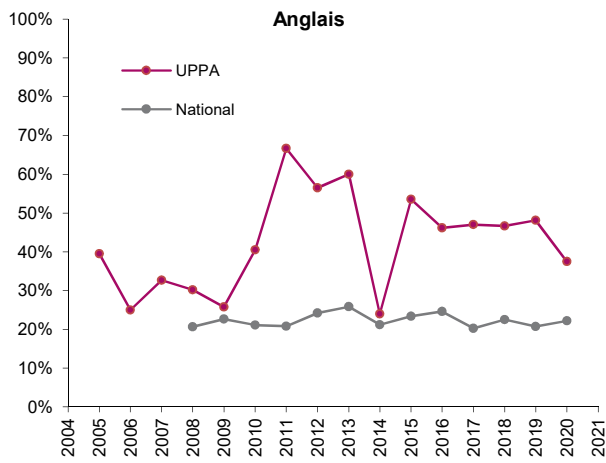
Toutes disciplines - Part d'admis parmi les inscrits



Session 2016 - Part d'admis parmi les admissibles



Part d'admis parmi les inscrits



	Inscrits			Admissibles			Admis			admis / inscrits		admissibles / inscrits		admis / admissibles	
	UPPA	UPPA	UPPA	UPPA	UPPA	UPPA	National	UPPA	National	UPPA	National	UPPA	National	Académie de Bordeaux	Académie de Toulouse
Anglais															
2020	24		9	38%	22%										
2019	27	20	13	48%	21%	74%	35%	65%	59%						
2018	15	13	7	47%	23%	87%	36%	54%	62%						
2017	17	15	8	47%	20%	88%	36%	53%	56%						
2016	13	7	6	46%	25%	54%	37%	86%	66%	70%			70%		
2015	28	22	15	54%	23%	79%	36%	68%	65%						
2014	25	14	6	24%	21%	56%	34%	43%	62%						
2013	15	11	9	60%	26%	73%	41%	82%	63%						
2012	23	18	13	57%	24%	78%	41%	72%	59%						
2011	18	16	12	67%	21%	89%	36%	75%	58%						
2010	37	24	15	41%	21%	65%	45%	63%	47%						
2009	31	18	8	26%	23%	58%	47%	44%	49%						
2008	43	28	13	30%	21%	65%	46%	46%	45%						
2007	49	35	16	33%		71%		46%	42%						
2006	40	21	10	25%		53%		48%	40%						
2005	38	30	15	39%		79%		50%	41%						
Basque															
2020					40%										
2019					25%		38%		67%						
2018					25%		50%		50%						
2017	4	3	2	50%	25%	75%	42%	67%	60%	60%			60%		
2016	6	5	3	50%	25%	83%	42%	60%	60%						
2015	2	2	2	100%	40%	100%	60%	100%	67%						
2014	2	2	2	100%	11%	100%	22%	100%	50%						
2013	2	2	2	100%	25%	100%	50%	100%	50%						
2012	2	2	2	100%	33%	100%	33%	100%	100%						
2011	2	2	2	100%	50%	100%	50%	100%	100%						
2010	5	5	3	60%	33%	100%	67%	60%	50%						
2009	8	5	2	25%	14%	63%	57%	40%	25%						
2008	7	5	2	29%	17%	71%	50%	40%	33%						
2007	3	2	2	67%		67%		100%	33%						
2006	3	1	1	33%		33%		100%	100%						
2005	9	4	2	22%		44%		50%	33%						
Documentation															
2020					9%										
2019					9%		18%		50%						
2018					9%		19%		47%						
2017					13%		26%		48%						
2016					15%		29%		52%	38%			63%		
2015					15%		31%		49%						
2014					10%		24%		44%						
2013					16%		34%		47%						
2012					11%		21%		54%						
2011					15%		27%		58%						
2010	13	4			8%	31%	16%		46%						
2009	12	4	2	17%	7%	33%	16%	50%	46%						
2008	9	7	4	44%	6%	78%	13%	57%	48%						
2007	10	4	2	20%		40%		50%	47%						
2006	14	7	4	29%		50%		57%	47%						
2005	15	6	2	13%		40%		33%	46%						
Espagnol															
2020	23		10	43%	14%										
2019	18	13	9	50%	13%	72%	28%	69%	44%						
2018	28	15	8	29%	15%	54%	31%	53%	48%						
2017	33	18	13	39%	17%	55%	30%	72%	55%						
2016	38	15	12	32%	16%	39%	34%	80%	46%	47%			65%		
2015	37	15	15	41%	13%	41%	25%	100%	50%						
2014	37	14	11	30%	9%	38%	21%	79%	44%						
2013	32	17	10	31%	14%	53%	29%	59%	49%						
2012	34	15	10	29%	13%	44%	29%	67%	45%						
2011	40	19	13	33%	13%	48%	27%	68%	47%						
2010	40	22	7	18%	12%	55%	24%	32%	48%						
2009	43	15	9	21%	13%	35%	28%	60%	46%						
2008	43	25	13	30%	11%	58%	26%	52%	44%						
2007	56	40	22	39%		71%		55%	41%						
2006	63	30	10	16%		48%		33%	40%						
2005	48	23	10	21%		48%		43%	44%						
Histoire Géographie															
2020	27		4	15%	13%										
2019	24	8	1	4%	11%	33%	23%	13%	49%						
2018	29	4			11%	14%	25%		43%						
2017	21	8	2	10%	13%	38%	29%	25%	45%						
2016	23	10	7	30%	13%	43%	28%	70%	46%	40%			48%		
2015	26	11	7	27%	14%	42%	30%	64%	46%						
2014	45	18	8	18%	12%	40%	26%	44%	46%						
2013	36	19	7	19%	18%	53%	39%	37%	47%						
2012	34	26	6	18%	16%	76%	35%	23%	46%						
2011	32	22	8	25%	14%	69%	31%	36%	46%						
2010	58	27	15	26%	12%	47%	27%	56%	45%						
2009	63	18	2	3%	11%	29%	25%	11%	46%						
2008	72	17	9	13%	9%	24%	22%	53%	43%						
2007	73	18	6	8%		25%		33%	46%						
2006	74	36	14	19%		49%		39%	46%						
2005	68	37	19	28%		54%		51%	54%						

	Inscrits	Admissibles	Admis	admis / inscrits		admissibles / inscrits		admis / admissibles		admis / admissibles	
	UPPA	UPPA	UPPA	UPPA	National	UPPA	National	UPPA	National	Académie de Bordeaux	Académie de Toulouse
Lettres											
2020	24		13	54%	27%						
2019	16	14	11	69%	25%	88%	40%	79%	63%		
2018	19	17	15	79%	30%	89%	40%	88%	74%		
2017	17	9	4	24%	31%	53%	42%	44%	75%		
2016	22	14	12	55%	31%	64%	42%	86%	73%	71%	75%
2015	16	10	7	44%	34%	63%	45%	70%	76%		
2014	17	13	13	76%	26%	76%	40%	100%	65%		
2013	15	11	11	73%	35%	73%	41%	100%	84%		
2012	17	12	9	53%	26%	71%	35%	75%	75%		
2011	24	17	13	54%	22%	71%	35%	76%	64%		
2010	32	16	6	19%	20%	50%	44%	38%	47%		
2009	40	30	18	45%	20%	75%	44%	60%	46%		
2008	51	29	11	22%	18%	57%	41%	38%	44%		
2007	35	20	6	17%		57%		30%	45%		
2006	44	23	11	25%		52%		48%	44%		
2005	35	27	12	34%		77%		44%	54%		

	Inscrits Admissibles Admis			admis / inscrits		admissibles / inscrits		admis / admissibles		admis / admissibles	
	UPPA	UPPA	UPPA	UPPA	National	UPPA	National	UPPA	National	Académie de Bordeaux	Académie de Toulouse
Mathématiques											
2020	24		16	67%	29%						
2019	20	20	10	50%	22%	100%	38%	50%	57%		
2018	9	9	6	67%	20%	100%	37%	67%	55%		
2017	19	19	18	95%	20%	100%	37%	95%	55%		
2016	21	17	14	67%	21%	81%	35%	82%	61%	62%	59%
2015	9	6	5	56%	24%	67%	40%	83%	61%		
2014	11	9	8	73%	20%	82%	46%	89%	44%		
2013	14	14	13	93%	24%	100%	39%	93%	62%		
2012	11	10	8	73%	20%	91%	37%	80%	55%		
2011	28	26	18	64%	20%	93%	36%	69%	55%		
2010	38	21	10	26%	21%	55%	48%	48%	44%		
2009	32	20	6	19%	19%	63%	43%	30%	44%		
2008	20	11	6	30%	17%	55%	38%	55%	45%		
2007	20	14	7	35%		70%		50%	45%		
2006	35	20	15	43%		57%		75%	47%		
2005	24	19	11	46%		79%		58%	53%		

	Inscrits Admissibles Admis			admis / inscrits		admissibles / inscrits		admis / admissibles		admis / admissibles	
	UPPA	UPPA	UPPA	UPPA	National	UPPA	National	UPPA	National	Académie de Bordeaux	Académie de Toulouse
Physique Chimie											
2020	8		5	63%	21%						
2019	9	6	2	22%	13%	67%	38%	33%	34%		
2018	9	8	4	44%	14%	89%	32%	50%	44%		
2017	12	11	7	58%	16%	92%	35%	64%	45%		
2016	12	6	5	42%	13%	50%	30%	83%	45%	47%	39%
2015	8	6	3	38%	13%	75%	30%	50%	44%		
2014	16	9	7	44%	10%	56%	24%	78%	40%		
2013	12	11	10	83%	11%	92%	27%	91%	41%		
2012	7	6	3	43%	10%	86%	26%	50%	39%		
2011	3	3	3	100%	15%	100%	28%	100%	53%		
2010	11	10	6	55%	19%	91%	42%	60%	45%		
2009	11	9	7	64%	19%	82%	41%	78%	46%		
2008	20	14	11	55%	15%	70%	34%	79%	45%		
2007	29	19	11	38%		66%		58%	44%		
2006	30	22	16	53%		73%		73%	45%		
2005	33	23	18	55%		70%		78%	61%		

	Inscrits Admissibles Admis			admis / inscrits		admissibles / inscrits		admis / admissibles		admis / admissibles	
	UPPA	UPPA	UPPA	UPPA	National	UPPA	National	UPPA	National	Académie de Bordeaux	Académie de Toulouse
EPS											
2020	52	13	6	12%	13%	25%	25%	46%	51%		
2019	81	35	19	23%	12%	43%	31%	54%	41%		
2018	109	28	8	7%	13%	26%	27%	29%	48%		
2017	107	50	27	25%	17%	47%	33%	54%	50%		
2016	110	41	22	20%	20%	37%	38%	54%	51%	53%	54%
2015	78	42	16	21%	23%	54%	45%	38%	51%		
2014	61	32	17	28%	21%	52%	42%	53%	50%		
2013	33	29	22	67%	43%	88%	60%	76%	72%		
2012	31	23	16	52%	34%	74%	56%	70%	61%		
2011	35	25	15	43%	30%	71%	57%	60%	53%		

Inscrits	Admissibles	Admis	admis / inscrits	admis / inscrits	admissibles / inscrits		admis / admissibles		admis / admissibles	
					UPPA	National	UPPA	National	Académie de Bordeaux	Académie de Toulouse

2007 à 2020			
Anglais	365	241	150
Basque	43	35	24
Documentation	44	19	8
Espagnol	502	243	162
Histoire Géographie	563	206	82
Lettres	345	212	149
Mathématiques	276	196	145
Physique Chimie	167	118	84
EPS	697	318	168

41%	24%	66%	42%	62%	59%
56%	26%	81%	45%	69%	58%
18%	12%	43%	23%	42%	51%
32%	14%	48%	29%	67%	50%
15%	14%	37%	28%	40%	49%
43%	29%	61%	44%	70%	66%
53%	23%	71%	41%	74%	57%
50%	17%	71%	35%	71%	48%
24%	19%	46%	37%	53%	52%

Toutes disciplines

	Inscrits Admissibles Admis			admis / inscrits		admissibles / inscrits		admis / admissibles		admis / admissibles	
	UPPA	UPPA	UPPA	UPPA	National	UPPA	National	UPPA	National	Académie de Bordeaux	Académie de Toulouse
2020	182	13	63	35%	19%	7%	5%	485%	365%		
2019	195	116	65	33%	16%	59%	32%	56%	51%		
2018	218	94	48	22%	17%	43%	32%	51%	55%		
2017	230	133	81	35%	19%	58%	34%	61%	55%		
2016	245	115	81	33%	20%	47%	35%	70%	57%	55%	59%
2015	204	114	70	34%	21%	56%	36%	61%	58%		
2014	214	111	72	34%	17%	52%	33%	65%	51%		
2013	159	114	84	53%	24%	72%	39%	74%	61%		
2012	159	112	67	42%	20%	70%	36%	60%	56%		
2011	182	130	84	46%	19%	71%	35%	65%	54%		
2010	234	129	62	26%	17%	55%	37%	48%	46%		
2009	240	119	54	23%	17%	50%	36%	45%	46%		
2008	265	136	69	26%	15%	51%	33%	51%	45%		
2007	275	152	72	26%		55%		47%	44%		
2006	303	160	81	27%		53%		51%	44%		
2005	270	169	89	33%		63%		53%	51%		